

Control Valves, Fittings and Accessories



WS2H
125 gpm

WS3
250 gpm



WS1.5EE
WS1.5SP
65 gpm



WS2EE
WS2SP
115 gpm



WS2EE/QC*
WS2SP/QC*
125 gpm



WS1.25*
WS1.25CS*
34 gpm



WS1.25EE*
WS1.25SP*
34 gpm



WS1.25TC*
34 gpm



WS1*
WS1CS*
27 gpm







WS1EE*
WS1SP*
27 gpm



WS1TC*
27 gpm

*valves shown with optional accessories

1" WATER SPECIALIST VALVE SPECIFICATIONS

			
SPECIFICATIONS	WS1 WS1CS	WS1EE WS1SP	WS1TC
Service @ 15 psi drop	27 gpm (includes meter and bypass)	27 gpm (includes meter and bypass)	27 gpm (includes bypass)
Backwash @ 25 psi drop	27 gpm (includes bypass)	27 gpm (includes bypass)	27 gpm (includes bypass)
Tank Applications:			
Softener	6" - 21" diameter	6" - 21" diameter	6" - 21" diameter
Filter (1)	6" - 21" diameter	6" - 21" diameter	6" - 21" diameter
Inlet/Outlet	1" - 1.25" NPT	1" - 1.25" NPT	1" - 1.25" NPT
Fitting Connections	3/4" - 1.5" Sweat 3/4" - 1.5" Solvent 3/4" - 1" SharkBite®	3/4" - 1.5" Sweat 3/4" - 1.5" Solvent 3/4" - 1" SharkBite®	3/4" - 1.5" Sweat 3/4" - 1.5" Solvent 3/4" - 1" SharkBite®
Valve Material	Noryl (2)	Noryl (2)	Noryl (2)
Cycles	Up to 6	Up to 6	Up to 6
Regeneration	Downflow/Upflow	Downflow	Downflow
Operating Pressures	20 - 125 psi	20 - 125 psi	20 - 125 psi
Operating Temperatures	40° - 110° F	40° - 110° F	40° - 110° F
Meter:			
Flow Rate Range	0.25 - 27 gpm	0.25 - 27 gpm	Not
Volume Range (gallons)	20 - 50,000 gallons	20 - 1,500,000 gallons	Applicable
Totalizer	Yes	Yes	
Distributor Pilot	1.050" O.D. Pipe 3/4" NPS	1.050" O.D. Pipe 3/4" NPS	1.050" O.D. Pipe 3/4" NPS
Drain Line Connection	3/4" Male NPT Standard 1" Male NPT Optional	3/4" Male NPT Standard 1" Male NPT Optional	3/4" Male NPT Standard 1" Male NPT Optional
Brine Line Connection	3/8" or 1/2" O.D. Poly Tube Compression	3/8" or 1/2" O.D. Poly Tube Compression	3/8" or 1/2" O.D. Poly Tube Compression
Mounting Base Options	2 1/2" - 8 NPSM	2 1/2" - 8 NPSM	2 1/2" - 8 NPSM
Height From Top of Tank	7 3/8"	7 3/8"	7 3/8"
Shipping Weight	4.5 lbs.	4.5 lbs.	4.5 lbs.
Electrical:			
Supply Voltage	120V AC	120V AC or 6AA NMHB	120V AC
Supply Frequency	60 Hz	60 Hz	60 Hz
Output Voltage	12V AC	12V AC	12V AC
Output Current	500 mA	500 mA	500 mA

1. Filter tank size calculated @ 10 gpm of backwash per square foot of bed area
2. Noryl is a trademark of Sabic Innovative Plastics IP B.V. Company
3. Acquired by use of external drain line flow control

1.25" WATER SPECIALIST VALVE SPECIFICATIONS



**WS1.25
WS1.25CS**

**WS1.25EE
WS1.25SP**

WS1.25TC

34 gpm (includes meter and bypass) 32 gpm (3) (includes bypass)	34 gpm (includes meter and bypass) 32 gpm (3) (includes bypass)	34 gpm (includes bypass) 32 gpm (3) (includes bypass)
6" - 21" diameter 6" - 24" diameter	6" - 21" diameter 6" - 24" diameter	6" - 21" diameter 6" - 24" diameter
1" - 1.25" NPT 3/4" - 1.5" Sweat 3/4" - 1.5" Solvent 3/4" - 1" SharkBite®	1" - 1.25" NPT 3/4" - 1.5" Sweat 3/4" - 1.5" Solvent 3/4" - 1" SharkBite®	1" - 1.25" NPT 3/4" - 1.5" Sweat 3/4" - 1.5" Solvent 3/4" - 1" SharkBite®
Noryl (2) Up to 6 Downflow	Noryl (2) Up to 6 Downflow	Noryl (2) Up to 6 Downflow
20 - 125 psi 40° - 110° F	20 - 125 psi 40° - 110° F	20 - 125 psi 40° - 110° F
0.25 - 34 gpm 20 - 50,000 gallons Yes	0.25 - 34 gpm 20 - 1,500,000 gallons Yes	Not Applicable
1.32" O.D. Pipe 1" NPS	1.32" O.D. Pipe 1" NPS	1.32" O.D. Pipe 1" NPS
3/4" Male NPT Standard 1" Male NPT Optional	3/4" Male NPT Standard 1" Male NPT Optional	3/4" Male NPT Standard 1" Male NPT Optional
3/8" or 1/2" O.D. Poly Tube Compression	3/8" or 1/2" O.D. Poly Tube Compression	3/8" or 1/2" O.D. Poly Tube Compression
2 1/2" - 8 NPSM	2 1/2" - 8 NPSM	2 1/2" - 8 NPSM
7 3/8"	7 3/8"	7 3/8"
4.5 lbs.	4.5 lbs.	4.5 lbs.
120V AC 60 Hz 12V AC 500 mA	120V AC or 6AA NMHB 60 Hz 12V AC 500 mA	120V AC 60 Hz 12V AC 500 mA

Valves shown with optional bypass.

1.5" & 2" WATER SPECIALIST VALVE SPECIFICATIONS



SPECIFICATIONS

**WS1.5EE
WS1.5SP**

**WS2EE
WS2SP**

Service @ 15 psi drop Backwash @ 25 psi drop	65 gpm 55 gpm	115 gpm 80 gpm
Tank Applications: Softener Filter (1)	12" - 24" diameter 12" - 30" diameter	12" - 48" diameter 12" - 36" diameter
Inlet/Outlet Fitting Connections	1.5" Female NPT	2" Female NPT
Valve Material Cycles Regeneration	Lead Free Brass Up to 6 Downflow	Lead Free Brass Up to 6 Downflow
Operating Pressures Operating Temperatures	20 - 125 psi 40° - 110° F	20 - 125 psi 40° - 110° F
Meter: Flow Rate Range Volume Range (gallons) Totalizer	0.5 - 75 gpm 20 - 1,500,000 gallons Yes	1.5 - 150 gpm 20 - 1,500,000 gallons Yes
Distributor Pilot	1.90" O.D. Pipe 1.5" NPS	1.90" O.D. Pipe 1.5" NPS
Drain Line Connection	1.25" Female NPT with 3/4" Male NPT Standard 1" Male NPT Optional	1.5" Female NPT
Brine Line Connection	3/4" Female NPT 1/2" O.D. Poly Tube Compression	1" Male NPT elbow 3/4" x 1" Solvent elbow 1/2" O.D. Poly Tube Compression
Mounting Base Options	4" - 8 UN	4" - 8 UN
Height From Top of Tank	9.5"	7.5"
Shipping Weight with Meter	21 lbs.	29 lbs.
Electrical: Supply Voltage Supply Frequency Output Voltage Output Current	120V AC or 6AA NMHB 60 Hz 12V AC 500 mA	120V AC or 6AA NMHB 60 Hz 12V AC 500 mA

1. Filter tank size calculated @ 10 gpm of backwash per square foot of bed area

2" & 3" WATER SPECIALIST VALVE SPECIFICATIONS



**WS2EE/QC
WS2SP/QC**

WS2H

WS3

125 gpm 85 gpm	125 gpm (includes meter) 125 gpm	250 gpm 220 gpm
12" - 48" diameter 12" - 36" diameter	18" - 63" diameter 18" - 48" diameter	18" - 96" diameter (2) 18" - 63" diameter
2" Female NPT	2" Female NPT/ 2.5" Groove Lock	3" Female NPT
Lead Free Brass Up to 6 Downflow	Lead Free Brass Up to 9 Downflow	Lead Free Brass Up to 9 Downflow
20 - 125 psi 40° - 110° F	20 - 125 psi 40° - 110° F	20 - 125 psi 40° - 110° F
1.5 - 150 gpm 20 - 1,500,000 gallons Yes	1.5 - 125 gpm 10 - 999,000 gallons Yes	3.5 - 350 gpm 10 - 999,000 gallons Yes
2.375" O.D. Pipe 2" NPS	2.375" O.D. Pipe 2" NPS	3.5" O.D. Pipe 3" NPS
1.5" Female NPT	2" Female NPT/ 2.5" Groove Lock	3" Female NPT
1" Male NPT elbow 3/4" x 1" Solvent elbow 1/2" O.D. Poly Tube Compression	1" Male NPT elbow 3/4" x 1" Solvent elbow	1" Male NPT elbow 3/4" x 1" Solvent elbow
Quick Disconnect 4" - 8 UN 6" Flange Side Mount	Quick Disconnect 4" - 8 UN 6" Flange Side Mount	Quick Disconnect 6" Flange Side Mount
with 4" - 8 UN QC Base is 11.2" with 6" Flange QC Base is 11.3"	with 4" - 8 UN QC Base is 11.5" with 6" Flange QC Base is 11.6"	with 6" Flange QC Base is 12.5"
29 lbs.	50 lbs.	57 lbs. (no meter)
120V AC or 6AA NMHB 60 Hz 12V AC 500 mA	120V AC 60 Hz 24V AC 750 mA	120V AC 60 Hz 24V AC 750 mA

2. 18" - 63" diameter with standard injectors, to 96" with Brine Pump

Valves shown with optional accessories.

1" & 1.25" Control Valve Fittings and Accessories



1" & 1.25" Control Valve Fittings and Accessories

3/4" Plastic Male BSPT Assembly



Order No. V3007-14

3/4" John Guest QC Elbow Assembly



Order No. V3007-15

1" PVC Male BSPT Elbow Assembly



Order No. V3007-16

Bypass



Order No. V3006

1" Straight DLFC w/Silencer



Order No. V3008-02

1" Straight DLFC without Silencer



Order No. V3008-04

Vertical 90° Adapter Kit



Order No. V3191-01

Auxiliary Microswitch Kit



Order No. V3009

WS1 Series Microswitch Assembly



Order No. V3014

WS2 Auxiliary Switch Kit



Order No. V3017

Weather Covers



Order No. V3175WC-W • White
Order No. V3175WC-A • Almond

Wrench



Order No. V3193-02

1" & 1.25" Control Valve Fittings and Accessories

**1" & 1.25"
Motorized Alternating Valve**



Order No. V3069FF • F x F

**1" & 1.25"
No Hard Water Bypass Valve**



Order No. V3070FF • F x F

**1" & 1.25"
Motorized Alternating Valve**



Order No. V3069MM • M x M

**1" & 1.25"
No Hard Water Bypass Valve**



Order No. V3070FM • F x M

1.5" and 2"

Control Valve Accessories

1.5"
Motorized Alternating Valve



Order No. V3071 • NPT
Order No. V3071BSPT • BSPT

1.5"
No Hard Water Bypass Valve



Order No. V3097 • NPT
Order No. V3097BSPT • BSPT

2.0"
Motorized Alternating Valve



Order No. V3076 • NPT
Order No. V3076BSPT • BSPT

2.0"
No Hard Water Bypass Valve



Order No. V3098 • NPT
Order No. V3098BSPT • BSPT

3" Control Valve Accessories

3"
Motorized Alternating Valve



Order No. V3083 • NPT
Order No. V3083BSPT • BSPT

3"
No Hard Water Bypass Valve



Order No. V3099 • NPT
Order No. V3099BSPT • BSPT